

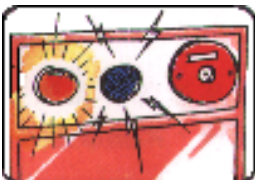










室內消防栓使用法

<p>平時多注意 消防栓的位置</p> 	<p>發現火警按下 火警發信機按鈕</p> 	<p>標示燈閃滅且 火警警鈴動作</p> 
<div> <div>1.打開消防栓箱</div>  </div> <div> <div>2.取出瞄子(噴嘴)</div>  </div> <div> <div>3.取下水帶</div>  </div>		
<p>注意接頭是否牢固</p> <div>   </div> <p>轉動制水閥</p>		
<p>小心反作用力非常大 一定要緊握瞄子噴嘴</p> 	<p>轉動瞄子噴嘴選擇適當射水方式</p> <div> <div>水柱射水法</div>  <div>水霧射水法</div>  <div>轉動瞄子噴嘴選擇適當射水方式</div> </div>	